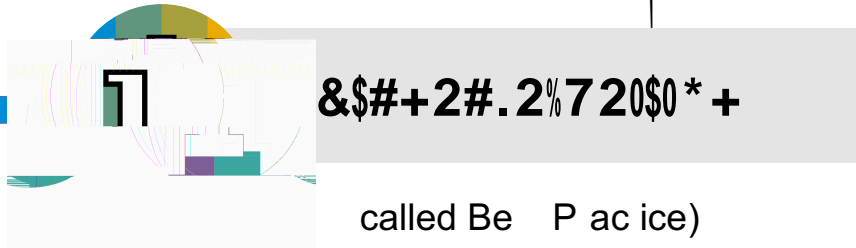
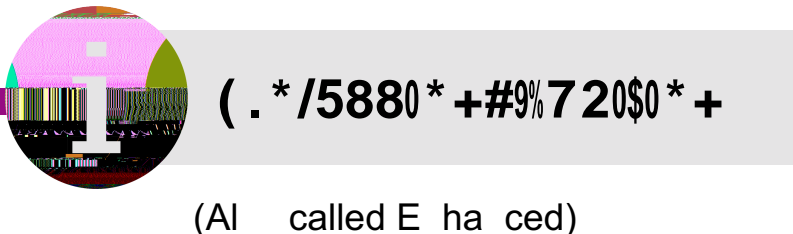
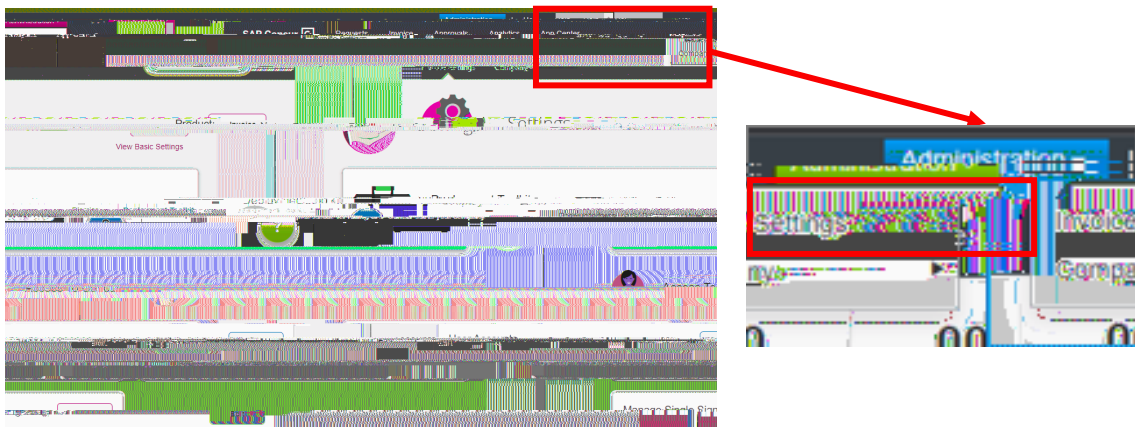


! "#\$%&' ( ) \* + , - . % , \* + / 0 1 - . # \$ 0 \* + % 2 \* % 3 \* - % " # 4 5 6 %

When activated in SAP Cloud, the invoice is automatically created.



Go to **ADMINISTRATION** in the top right corner. If you see **INVOICE SETTINGS**, you are in the correct edit mode.



Go to **ADMINISTRATION** in the top right corner. If you see **INVOICE**, you are in the correct edit mode.

